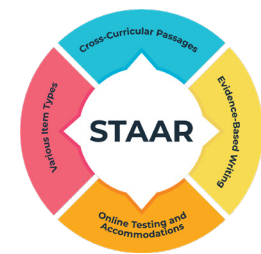


STAAR 2025-2026 • Blueprint Breakdown, English & Spanish

Grade 5 Science



STAAR Grade 5 Science Blueprint:

Reporting Category	Standard #s		# of Questions	# of Points
	Readiness	Supporting		
1. Matter and Energy	1	3	3-5	4-7
2. Force, Motion, and Energy	2	5	4-6	5-8
3. Earth and Space	3	9	10-12	11-15
4. Organisms and Environments	2	3	4-6	5-8
Total # of Standards on Test:	8	20		
Total % of Standards on Test:	29%	71%		

Questions per Number of Possible Points:

Question Type	# of Questions	# of Points
1-Point Questions (multiple choice and non-multiple choice)	18-22	18-22
2-Point Questions (non-multiple choice)	4-6	8-12
Total:	24-26	30

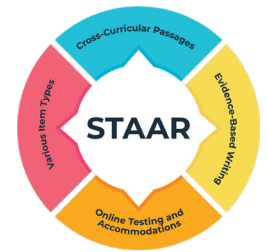
2025 STAAR SE Analysis — Lowest Five Performance Snapshot for Region 13:

SE #	Student Expectation (SE)	Tested	Weight	% Correct
3.10C	Model and describe rapid changes in Earth’s surface such as volcanic eruptions, earthquakes, and landslides. (S)	1	3%	26%
5.13A	Analyze the structures and functions of different species to identify how organisms survive in the same environment; (R)	3	9%	39%
5.6B	Demonstrate and explain that some mixtures maintain physical properties of their substances such as iron filings and sand or sand and water; (S)	1	3%	40%
5.7B	Design a simple experimental investigation that tests the effect of force on an object in a system such as a car on a ramp or a balloon rocket on a string. (S)	1	3%	42%
3.6C	Predict, observe, and record changes in the state of matter caused by heating or cooling in a variety of substances such as ice becoming liquid water, condensation forming on the outside of a glass, or liquid water being heated to the point of becoming water vapor (gas); (S)	1	3%	44%

Data Source: ESC Region 13, All Students, English STAAR

STAAR 2025-2026 • Blueprint Breakdown, English & Spanish

Grade 8 Science



STAAR Grade 8 Science Blueprint:

Reporting Category	Standard #s		# of Questions	# of Points
	Readiness	Supporting		
1. Matter and Energy	2	4	5-7	6-9
2. Force, Motion, and Energy	2	10	6-8	7-10
3. Earth and Space	3	10	7-9	8-12
4. Organisms and Environments	3	8	7-9	8-12
Total # of Standards on Test:	10	32		
Total % of Standards on Test:	24%	76%		

Questions per Number of Possible Points:

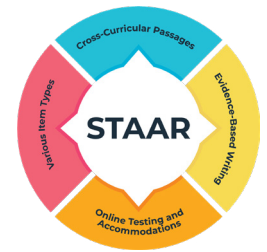
Question Type	# of Questions	# of Points
1-Point Questions (multiple choice and non-multiple choice)	21-25	21-25
2-Point Questions (non-multiple choice)	5-7	10-14
Total:	28-30	35

2025 STAAR SE Analysis — Lowest Five Performance Snapshot for Region 13:

SE #	Student Expectation (SE)	Tested	Weight	% Correct
6.7B	Calculate the net force on an object in a horizontal or vertical direction using diagrams and determine if the forces are balanced or unbalanced; (R)	2	5%	20%
7.7C	Measure, record, and interpret an object's motion using distance-time graphs; (S)	1	3%	32%
6.9B	Describe and predict how the positions of the Earth, Sun, and Moon cause daily, spring, and neap cycles of ocean tides due to gravitational forces (S)	1	3%	39%
8.7A	Calculate and analyze how the acceleration of an object is dependent upon the net force acting on the object and the mass of the object using Newton's Second Law of Motion; (R)	1	3%	42%
7.6C	Distinguish between physical and chemical changes in matter; (S)	2	5%	46%

Data Source: ESC Region 13, All Students, English STAAR

STAAR 2025-2026 • Blueprint Breakdown, English & Spanish Biology



STAAR Biology Blueprint:

Reporting Category	Standard #s		# of Questions	# of Points
	Readiness	Supporting		
1. Biological Structures, Functions, and Processes	4	6	12-14	13-16
2. Mechanisms of Genetics	2	3	7-9	8-13
3. Biological Evolution	3	3	7-9	8-11
4. Interdependence within Environmental Systems	1	3	5-7	6-9
Total # of Standards on Test:	10	15		
Total % of Standards on Test:	40%	60%		

Questions per Number of Possible Points:

Question Type	# of Questions	# of Points
1-Point Questions (multiple choice and non-multiple choice)	26-30	26-30
2-Point Questions (non-multiple choice)	5-7	10-14
Total:	33-35	40

2025 STAAR SE Analysis — Lowest Five Performance Snapshot for Region 13:

SE #	Student Expectation (SE)	Tested	Weight	% Correct
B.5C	Investigate homeostasis through the cellular transport of molecules; (R)	2	4%	28%
B.5D	Compare the structures of viruses to cells and explain how viruses spread and cause disease (R)	2	4%	28%
B.11B	Investigate and explain the role of enzymes in facilitating cellular processes (S)	2	4%	32%
B.13B	Analyze how ecosystem stability is affected by disruptions to the cycling of matter and flow of energy through trophic levels using models; (R)	2	4%	34%
B.6C	Relate disruptions of the cell cycle to how they lead to the development of diseases such as cancer. (S)	1	2%	37%

Data Source: ESC Region 13, All Students, English STAAR